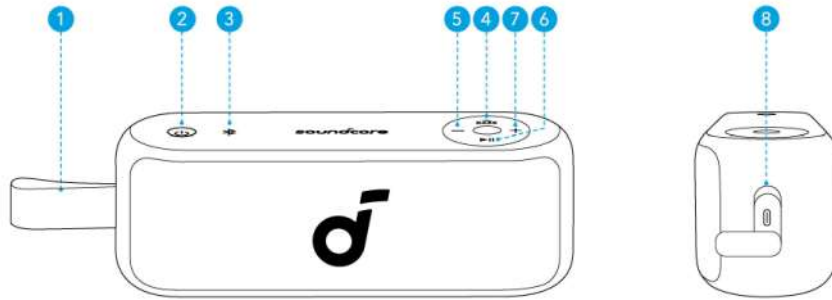


soundcore Motion 100 User Guide (A3133)

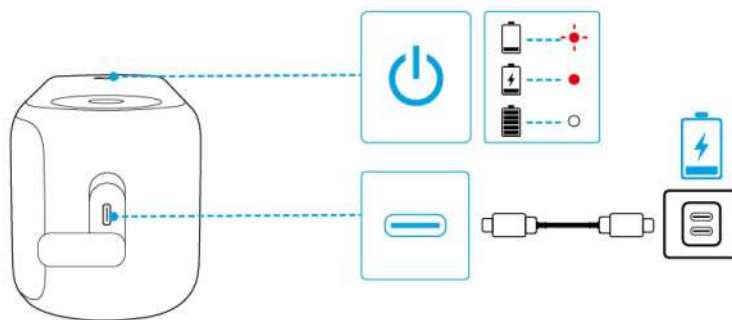
At a Glance



1	Strap	5	Volume Down Button
2	Power Button	6	Play/Pause Button
3	Bluetooth Button	7	Volume Up Button
4	BassUp Button	8	USB-C Charging Port

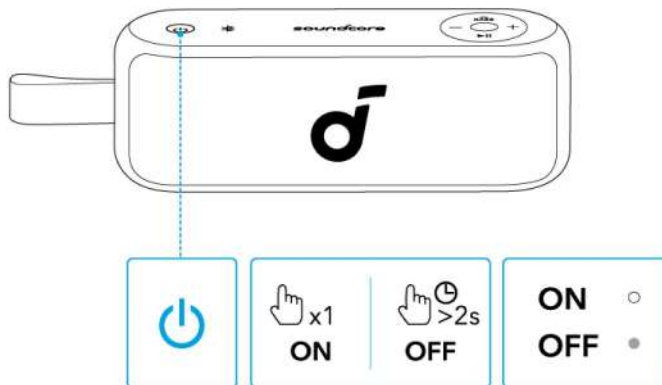
Charging Your Speaker

- Use a certified USB-C cable and charger to prevent any damage.



	Flashing Red	Low Battery
	Steady Red	Being Charged
	Steady White	Fully Charged

Powering On / Off



	Press	Power On
	Steady White	Power On
	Press and Hold for 2 Seconds	Power Off
	Light Off	Power Off

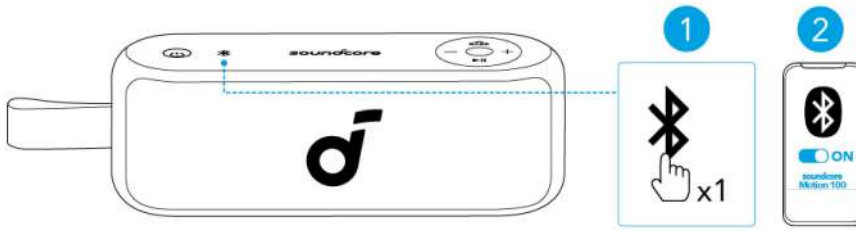


This speaker will power off automatically after 20 minutes if no device is connected.

Using Your Speaker

Bluetooth Mode

Press the Bluetooth button to enter Bluetooth pairing mode, then select "soundcore Motion 100" from the Bluetooth list to connect.



	Press	Enter Bluetooth Pairing Mode
	Flashing Blue	Bluetooth Pairing
	Steady Blue	Bluetooth Connected

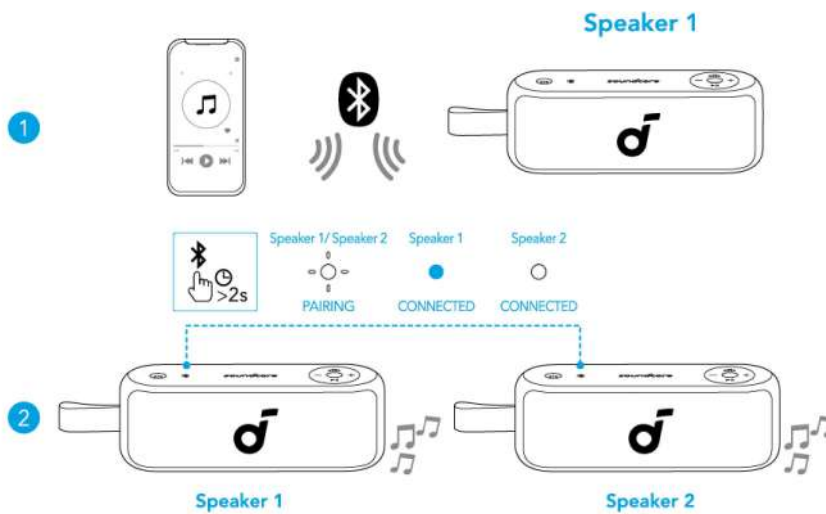


- To re-enter Bluetooth pairing mode, press the Bluetooth button once.
- This speaker can only play music on one mobile device at a time. To play from another connected device, pause the device that's currently active first.
- Each time you power on your speaker, it will automatically connect to your last connected device if available within the Bluetooth range. If not, press the Bluetooth button to enter Bluetooth pairing mode.

TWS (True Wireless Stereo) Mode

Two identical soundcore speakers can pair with each other for stereo sound. Both speakers can play the same audio (one as the left channel and the other as the right channel).

With one speaker connected to a smartphone, press and hold the Bluetooth button for 2 seconds on two speakers to enter TWS pairing mode.

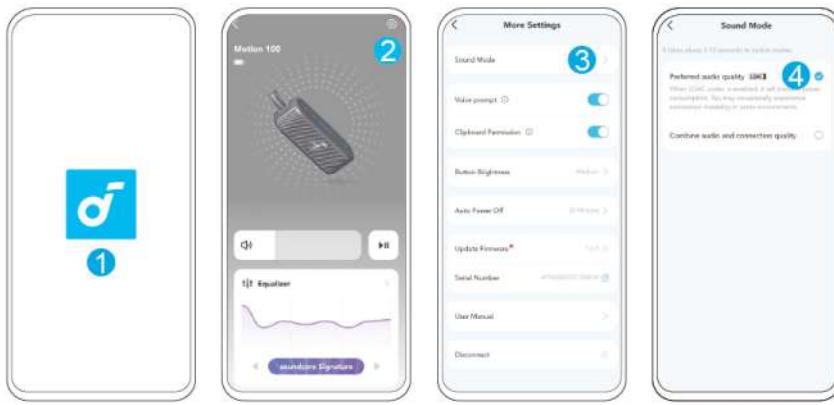


	Press and Hold for 2 Seconds	Enter / Exit TWS Mode
	Flashing White	TWS Pairing
	Steady Blue (Speaker 1)	TWS Connected
	Steady White (Speaker 2)	

LDAC

Use devices powered by Android 8.0 or later to experience LDAC quality sound.

In the soundcore app, tap the Settings icon > "Sound Mode" > "Preferred audio quality".



- It takes about 10 seconds to switch audio codecs. You may be requested to update the speaker's firmware if available.
- LDAC provides higher quality sound, increases power consumption, and reduces playback time.
- Enable LDAC in a low-interference environment to ensure a stable Bluetooth connection.

Button Controls

	Press	Power On
	Press and Hold for 2 Seconds	Power Off
	Press	Enter Bluetooth Pairing Mode
	Press and Hold for 2 Seconds	Enter / Exit TWS Pairing Mode
	Press	Turn BassUp On / Off
	Press	Volume Up / Down
	Press	Play / Pause
	Press Twice	Next Track
	Press Three Times	Previous Track

soundcore App

Download the soundcore app to enhance your experience.



Google Play and the Google Play logo are trademarks of Google Inc.



Apple and the Apple logo are trademarks of Apple Inc.



Product information: Check the product name and software version, or read the user guide.

Firmware update: You will be informed once a new version of firmware is detected when you connect the speaker with the app.

Battery status: Indicates the remaining battery level of your speaker.

Volume control: Adjust the volume level via the app without pressing the buttons on the speaker.

EQ settings: There are various preset EQ settings you can choose from in the app to optimize your experience while enjoying different music genres.

- **soundcore Signature:** Standard EQ mode optimized for well-balanced sound.
- **Voice:** Voices stand out more clearly from other ambient sounds.
- **Balance:** No enhancement for high-frequency and low-frequency sounds.
- **Xtra Bass:** Enhance the low-frequency sound.

Set auto-power off time: Set an auto-power off time. The speaker will automatically turn off when the time is up.

Voice prompt: Mute or restore the voice prompt while powering on/off.

Reset

Press and hold the Bluetooth button and volume up button simultaneously for at least 4 seconds to reset the speaker.

Specifications

Specifications are subject to change without notice.

DC Power Input	5V \pm 2A
Battery Capacity	2600mAh/7.3V
Audio Output Power	20W
Speaker Driver	Full Range x2
Charging Time	5 Hours
Play Time (varies by volume level and music content)	Up to 12 Hours
Waterproof Level	IPX7
Bluetooth Version	5.3
Bluetooth Range	100m / 328ft